

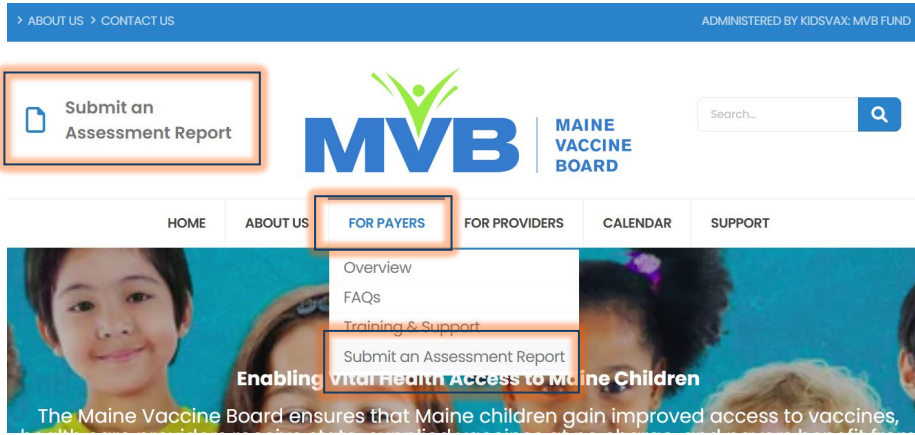
Submit a Zero Covered Lives Report

STEP 1 – Access Portal

Access: www.mevaccine.org

Option 1: Click “Submit an Assessment Report” at the top left of the home page.

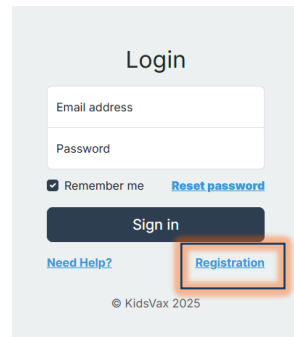
Option 2: Select “Submit an Assessment Report” under the “For Payers” tab.



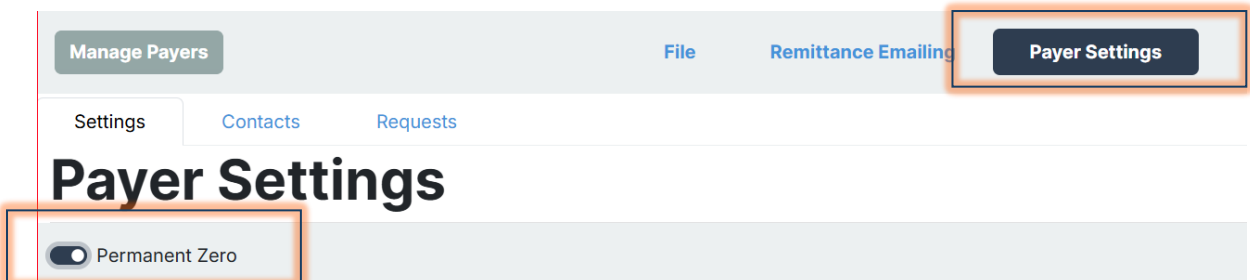
STEP 2 – Log into System

First time users: Establish username and password through the “Registration” link.

Established users: Log in using your credentials.



STEP 3 – Toggle Permanent Zero Status



Under **Payer Settings** (top right), toggle **Permanent Zero Status** and click **Save**